

Horizon Fund

June 2011

Inception Date: March 1, 2005

NAV June. 30, 2011	: JOD 88.287
Monthly Return	: -1.14%
YTD Return	: -6.66%
Return since Inception	: -11.71%

Fund Description

Investment Objective: The fund aims to achieve a long term capital appreciation of the Net Asset Value (NAV) of the fund through maximizing the market value of its investment in various asset classes on Local, Regional and Global basis while minimizing investment risk.

Investment Style: Long only.

Asset Allocation: The fund aims at reducing the investment risk and minimizing the effect of fluctuations in capital markets by balancing the portfolio and allocating the assets to different assets classes, ie.equity, fixed income and money market instrument.

Fund Key Facts

Fund Structure: Open-ended Mutual Fund
Currency: Jordanian Dinar
Par Value: JOD 100
Minimum Subscription: 10 Units
Management Fee: 1% per annum
Performance Fee: 20.0% on returns above 8% PA
Trustee Fee: 0.25% per annum
Subscription/Redemption: 2 working days prior to a Valuation Day
Valuation Day: Bi-Monthly
Investment Manager: Capital Bank of Jordan.
Investment Trustee: Jordan Kuwait Bank
Auditor: Ernst & Young

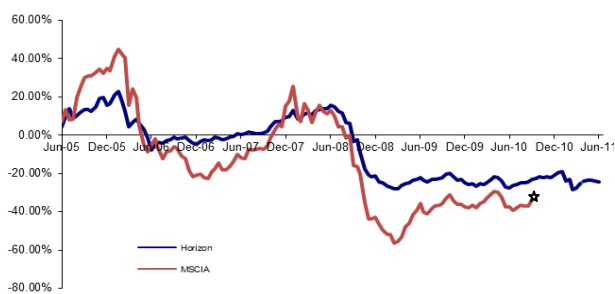
Commentary

Regional stock markets recorded poor trading performances during June, 2011 amidst the continuous bearish global economic outlook in addition to the recent news of Index provider MSCI extending the review period for the potential upgrading of the MSCI Qatar and UAE indexes from frontier to emerging market status, a reclassification that was anticipated to offer a substantial boost to both markets, which have suffered lower trading volumes since 2008.

Dubai stock market declined by 2.76% reflecting the oversupply in the real estate sector, where as the successful launch of Dubai Government's most recent \$500 million 10-year bond didn't have the desired effect on the market's trading performance. Egypt market declined by 2.72% despite news of obtaining significant aid packages while the Saudi market ended the month down by 2.38% as oil prices dropped by 7% driven by the financial crises in European markets. However, the Abu Dhabi stock market managed to record an increase of 2.46% supported by hikes in trading prices of heavy stocks.

We anticipate significant trading movements on key companies across the region to accompany the announcement of the half-year results, as investors are expecting strong financial performances by Saudi and Qatari companies specially in the petrochemical sector supported by the current levels of oil price.

Cumulative Performance



★MSCIA was discontinued in September 2010

Performance Summary

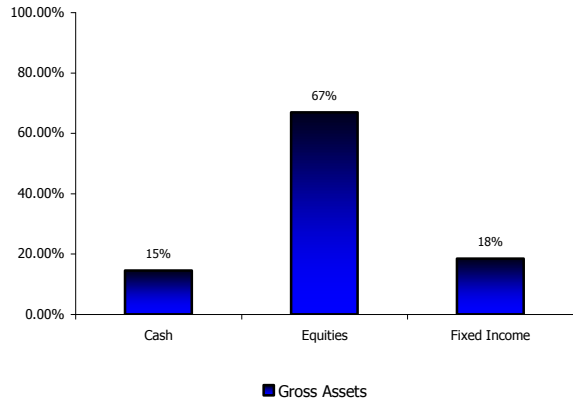
	Fund
1-month return	-1.14%
3-month return	0.73%
12-month return	1.94%
Return since inception	-11.71%
Annualized Return Since Inception	-1.95%
YTD	-6.66%

Historical Monthly Returns

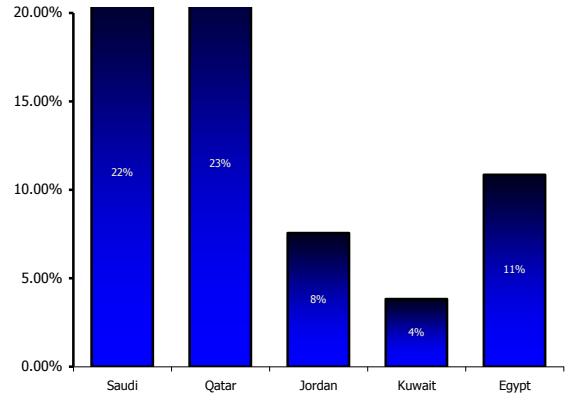
Year	Jan	Feb	Mar	Apr	May	Jun	Jul	Aug	Sep	Oct	Nov	Dec	YTD
2011	-4.69%	-5.88%	4.59%	2.52%	-0.62%	-1.14%							-6.66%
2010	-1.09%	0.70%	3.76%	1.49%	-6.64%	1.33%	1.65%	0.93%	2.36%	0.30%	0.25%	3.42%	8.35%
2009	-3.29%	-1.48%	2.00%	2.15%	2.44%	-0.83%	0.48%	1.15%	2.46%	-1.45%	-1.84%	-3.35%	-1.79%
2008	-1.07%	2.31%	-0.38%	2.51%	0.12%	0.77%	-2.40%	-4.81%	-8.03%	-15.81%	-5.15%	-3.08%	-31.04%
2007	0.73%	1.70%	-1.16%	1.03%	1.81%	0.19%	0.44%	-0.55%	1.52%	4.67%	0.61%	2.01%	13.67%
2006	5.44%	-8.31%	-5.18%	-0.48%	-7.01%	-3.41%	0.67%	1.61%	0.66%	0.84%	-3.32%	0.92%	-16.99%
2005			5.56%	9.60%	1.42%	9.96%	-1.14%	3.18%	0.96%	1.39%	4.27%	-2.72%	36.62%

Asset Allocation

Asset Classes as % of the Fund



Geographical Equity Allocation % of the Fund



Sector Allocation % of the Fund

Sector	% of the Fund
Banks	18.66%
Industrials	41.49%
Telecom	9.16%
Real Estate	5.62%
Retail	5.79%
Utilities	4.71%

Currency Exposure

Currency	Long
JOD	22.12%
USD	18.49%
SAR	21.84%
EGP	10.86%
QAR	22.87%
KWD	3.82%

Top 3 Exposures

Name	% of the Fund	Country
Orascom Construction	5.37%	Egypt
Qatar Industries	5.00%	Qatar
Qatar Water and Electricity	4.71%	Qatar

Fund Directory:

Investment Manager
Capital Bank of Jordan
Tel: +962 6 5100200

Fund Trustee
Jordan Kuwait Bank
Tel: +962 6 5629400

Fund Auditor
Ernst & Young
Tel: +962 6 5526111

DISCLAIMER: Investing in the fund entails risks associated with investments in financial securities and emerging markets, including the risk of sharp fluctuations of currencies and securities. These investment risks could affect the fund's Net Asset Value. The fund does not provide any type of return or capital guarantee. Past performance is not an indication of future performance. Prospective investors in the fund must obtain and read the fund's prospectus prior to making an investment in the fund.